


MAKE TILT SWITCH




Cut off one of the legs of the paper fastener.

Make a "roll" of one of the cut parts of the paper fastener


Put the legs of the paper fastener through the bottom part and out through the tube.






Take a look to make sure that the paper fastener is in good position

Insert the roll and close with the upper part.



Standing...ON



Laying down...OFF